


ACCESSORIES



SPECIFICATIONS

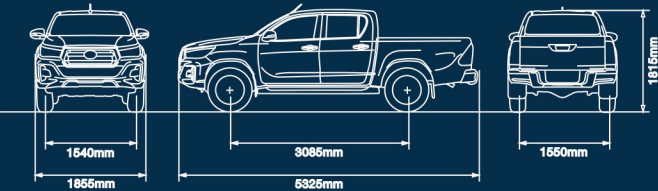
Grade			Adventure Grade		
Drive Train			4x4		
Dimensions & Weight					
Overall	L x W x H	mm	5,325 x 1,855 x 1,815		
Wheelbase		mm	3,085		
Tread	Front / Rear	mm	1,540 / 1,550		
Minimum Running Ground Clearance		mm	310		
Minimum Turning Radius	Tire	m	6.4		
Gross Vehicle Weight	Total	kg	2,910		
Curb Weight	Total min. Options	kg	2,075		
	Total max. Options	kg	2,110		
Seating Capacity	Persons		5		
Deck Size	L x W x H	mm	1,571 x 1,646 x 485		
Engine					
Engine Model Code		1GD-FTV (2.8-liter VN Turbo Diesel With Inter Cooler)			
Engine Type		4-cylinders, In-line Type 16-valve DOHC			
Displacement		c.c.	2,755		
Bore X Stroke		mm	92.0 x 103.6		
Compression Ratio			15.6		
Max. Output (SAE net)		kW/rpm	150 / 3,400		
Max. Torque (SAE net)		Nm/rpm	500 / 1,600-2,800		
Fuel System			Fuel Injection		
Fuel Type			Diesel		
Fuel Tank Capacity		Liters	80		
Chassis					
Transmission Type		6-Speed Automatic Transmission			
Suspension		Front / Rear	Double Wishbone / Leaf Spring Rigid Axle		
Brake Type		Front / Rear	Ventilated Disc Brake With Fixed Caliper 4-cylinder / Leading-trailing Drum Brake		
Tires		265 / 60R18			
Wheels		Aluminum Wheel (Exclusively Adventure Grade)			
Steering Gear Type		Rack & Pinion			

Standard Equipment (Exterior)		LED (Exclusively Adventure grade)
Headlamps		With (LED)
Front Fog & Driving Lamp		With
Daytime Running Light System		LED
Rear Combination Lamps		Adventure Black Paint (Electric Remote + Retractable + Sideturn + Welcome Light)
Outside Rear View Mirror		With (Front + Rear)
Mudguard		With
Deck Bar		With
Bed Liner		With
Standard Equipment (Interior)		
Steering Switch		Audio & Tel & Voice Recognition + Multi-information Display + Adaptive Cruise Control + Lane Departure Alert
Steering Column		Tilt & Telescopic Electric Lock
Drive Mode Switch		With (Eco + Power)
Part-time Transfer Switch		Switch (2WD-4WD)
Cruise Control		Adaptive Cruise Control
Multi-information Display		With (Color TFT)
Economy Meter		With (Eco Lamp + Zone Display)
Front Seat		Power Driver Seat
Rear Seat		60:40 Separate, Tip-up
Seat Cover Material		Leather (Exclusively Adventure Grade)
Audio System		8-inch Display Audio (Apple CarPlay™ + Android Auto™)
Speaker System		6 speakers
Air Conditioning		Automatic Dual Air Conditioner
Starting System		Push Start Switch
Wireless Door Lock		With (Smart Entry System + Answer Back System)
Accessory Connector		DC 12V x 2
Safety System		
	Pre-collision System (PCS)	With
Toyota Safety Sense	Dynamic Radar Cruise Control (DRCC)	With
	Lane Departure Alert (LDA)	With
Downhill Assist Control (DAC)		With
Limited Slip Differential (LSD)		With
SRS Airbags		Driver + Passenger, Driver's Knee, Side, Curtain-shield
Anti-lock Brake System (ABS)		With
Vehicle Stability Control (VSC)		With
Hill-start Assist Control (HAC)		With
Trailer Sway Control (TSC)		With
Emergency Brake signal		With
Clearance & Back Sonar		With
Back Monitor		With

EXTERIOR COLORS



OFFICIAL DEALER



TOYOTA MYANMAR SALES (TMYS)

Specifications may vary from model (s) shown. Please contact the official dealer for more information.
www.toyota-myanmar.com



HILUX
ADVENTURE
PREMIUM EXCITEMENT

DESIGN & COMFORT

WITH OUTSTANDING PERFORMANCE AND DESIGN



Wheels

Exclusive 18 inch aluminium wheels in machined-black finish, together with the large overfenders, provide a sure footed, go-anywhere look for the Adventure Grade.



LED Headlamps and Fog Lamps

LED headlamps and LED fog lamps are combined in a tough, black-out themed front fascia.



Bed Liner and Deck Bar

The black deck bar and bed liner help enhance the looks and functionality of the cargo bed.



Interior Design

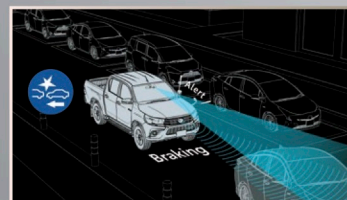
Perforated leather seats and exclusive use of black metallic and black chrome ornamentation enhance the sporty atmosphere.

SAFETY

WORLD CLASS SAFETY TECHNOLOGY FOR MAXIMUM PEACE OF MIND

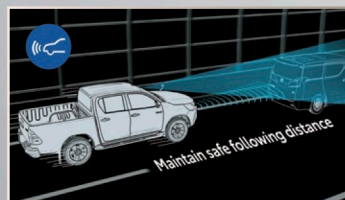


Pre-collision System (PCS)
Dynamic Radar Cruise Control (DRCC)
Lane Departure Alert (LDA)



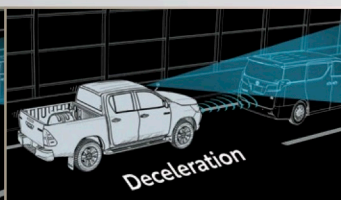
Pre-collision System (PCS)

Detects vehicles on the road ahead by using millimeter-wave radar and camera sensors and applies the brakes to help minimize collision damage.



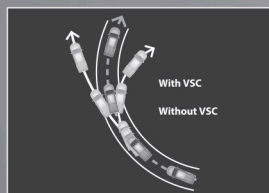
Dynamic Radar Cruise Control (DRCC)

Keeps the vehicle traveling at a preset speed and automatically adjusts the speed to maintain a safe distance from the vehicle in front.

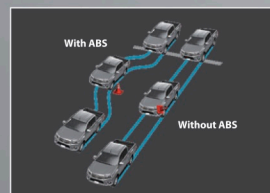


Lane Departure Alert (LDA)

Detects white lane division lines on the road with a camera. In the event of a possible lane departure, LDA helps prevent unintentional lane changes by warning the driver with a buzzer and indicator.




Vehicle Stability Control (VSC)




Anti-Lock Braking System (ABS)



Hill-Start Assist Control (HAC)



Emergency Brake Signal



Downhill Assist Control (DAC)

Toyota
Safety
Sense



PERFORMANCE

EXCEPTIONAL POWER, OUTSTANDING PERFORMANCE




Drive Mode Switch

Allows the driver to select ECO mode for optimum economy or POWER mode for enhanced acceleration.


6 Speed Automatic Transmission

Delivers exceptional performance with great ride comfort and fuel economy in all driving conditions.



Part-time Transfer Switch

Highlighting driver-friendly operation, you can switch between 2WD and 4WD by simply turning the dial switch, even while moving.



1GD - FTV

Turbo diesel engines feature direct fuel injection by common rail into the cylinders. This precisely controls the air-fuel ratio, contributing to the excellent response and fuel efficiency.

2.8-liter VN Turbo Diesel with Inter Cooler
150kW/3400rpm
500Nm/1600-2800rpm



UTILITY

LUXURY IN DETAILS, WHERE ELEGANCE MEETS COMFORT



8 inch Display Audio

New 8 inch display audio unit is equipped.
- Enlarged screen (8 inch)
- Mechanical buttons and dials for enhanced operability
- Supports Apple CarPlay™/Android Auto™



Push Start

Lets you start the engine simply by pushing a button.



Power Driver Seat


Exclusively designed double cab front seats provide a tough appearance as well as ample support. In addition, Adventure Grade model is equipped with perforated leather seats.



Meters



Air Conditioner



Spacious Deck

Effective length and width of the deck realize great usability when carrying a wide range of cargo.