

## ACCESSORIES



## SPECIFICATIONS

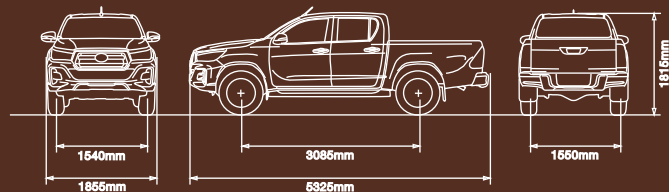
Grade			REVO Grade
Drive Train			4x4
Dimensions & Weight			
Overall	L x W x H	mm	5,325 x 1,855 x 1,815
Wheelbase		mm	3,085
Tread	Front / Rear	mm	1,540 / 1,550
Minimum Running Ground Clearance		mm	310
Minimum Turning Radius	Tire	m	6.4
Gross Vehicle Weight	Total	kg	2,910
Curb Weight	Total min. Options	kg	2,075
	Total max. Options	kg	2,110
Seating Capacity		Persons	5
Deck Size	L x W x H	mm	1,571 x 1,646 x 485
Engine			
Engine Model Code		1GD-FTV (2.8-liter VN Turbo Diesel With Inter Cooler)	
Engine Type		4-cylinders, In-line Type 16-valve DOHC	
Displacement	c.c.	2,755	
Bore X Stroke	mm	92.0 x 103.6	
Compression Ratio		15.6	
Max. Output (SAE net)	kW/rpm	150 / 3,400	
Max. Torque (SAE net)	Nm/rpm	500 / 1,600-2,800	
Fuel System		Fuel Injection	
Fuel Type		Diesel	
Fuel Tank Capacity	Liters	80	
Chassis			
Transmission Type		6-Speed Automatic Transmission	
Suspension	Front / Rear	Double Wishbone / Leaf Spring Rigid Axle	
Brake Type	Front / Rear	Ventilated Disc Brake With Fixed Caliper 4-cylinder / Leading-trailing Drum Brake	
Tires		265 / 60R18	
Wheels		Aluminum Wheel	
Steering Gear Type		Rack & Pinion	

Standard Equipment (Exterior)		
Headlamps		LED
Front Fog & Driving Lamp		With (LED)
Daytime Running Light System		With
Rear Combination Lamps		LED
Outside Rear View Mirror		Chrome (Electric Remote + Retractable + Sideturn + Welcome Light)
Mudguard		With (Front + Rear)
Deck Bar		W/O
Bed Liner		W/O
Standard Equipment (Interior)		
Steering Switch		Audio & Tel & Voice Recognition + Multi-information Display
Steering Column		Tilt & Telescopic Electric Lock
Drive Mode Switch		With (Eco + Power)
Part-time Transfer Switch		Switch (2WD-4WD)
Cruise Control		With
Multi-information Display		With (Color TFT)
Economy Meter		With (Eco Lamp + Zone Display)
Front Seat		Power Driver Seat
Rear Seat		60:40 Separate, Tip-up
Seat Cover Material		Leather
Audio System		4 Speakers
Speaker System		
Air Conditioning		Automatic Dual Air Conditioner
Starting System		Push Start Switch
Wireless Door Lock		With (Smart Entry System + Answer Back System)
Accessory Connector		DC 12V x 2
Safety System		
Toyota Safety Sense	Pre-collision System (PCS)	W/O
	Dynamic Radar Cruise Control (DRCC)	W/O
	Lane Departure Alert (LDA)	W/O
Downhill Assist Control (DAC)		With
Limited Slip Differential (LSD)		With
SRS Airbags		Driver + Passenger, Driver's Knee, Side, Curtain-shield
Anti-lock Brake System (ABS)		With
Vehicle Stability Control (VSC)		With
Hill-start Assist Control (HAC)		With
Trailer Sway Control (TSC)		With
Emergency Brake signal		With
Clearance & Back Sonar		With
Back Monitor		With

## EXTERIOR COLORS



## OFFICIAL DEALER



TOYOTA MYANMAR SALES (TMYS)

Specifications may vary from model(s) shown. Please contact the official dealer for more information.  
www.toyota-myanmar.com



# HILUX REVO

## UNBEATABLE STYLE



## DESIGN & COMFORT

WITH OUTSTANDING PERFORMANCE AND DESIGN



### Wheels

Exclusive 18 inch aluminium wheels in machined-black finish, together with the large overfenders, provide a sure footed, go-anywhere look for the Adventure Grade.




### LED Headlamps and Fog Lamps

LED headlamps and LED fog lamps are combined in a tough, black-out themed front fascia.



### Bed Liner and Deck Bar


The black deck bar and bed liner help enhance the looks and functionality of the cargo bed.



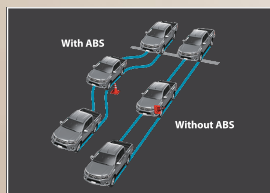
### Interior Design

Perforated leather seats and exclusive use of black metallic and black chrome ornamentation enhance the sporty atmosphere.

## SAFETY



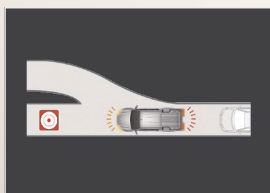
Vehicle Stability Control (VSC)



Anti-Lock Braking System (ABS)



Hill-Start Assist Control (HAC)



Emergency Brake Signal



Downhill Assist Control (DAC)

## PERFORMANCE

EXCEPTIONAL POWER, OUTSTANDING PERFORMANCE



### Drive Mode Switch

Allows the driver to select ECO mode for optimum economy or POWER mode for enhanced acceleration.

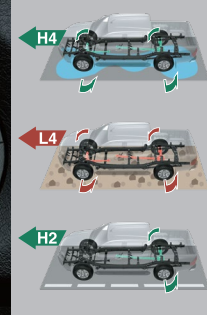
### 6 Speed Automatic Transmission

Delivers exceptional performance with great ride comfort and fuel economy in all driving conditions.



### Part-time Transfer Switch

Highlighting driver-friendly operation, you can switch between 2WD and 4WD by simply turning the dial switch, even while moving.



### 1 GD - FTV

Turbo diesel engines feature direct fuel injection by common rail into the cylinders. This precisely controls the air-fuel ratio, contributing to the excellent response and fuel efficiency.

2.8-liter VN Turbo Diesel with Inter Cooler  
150kW/3400rpm  
500Nm/1600-2800rpm

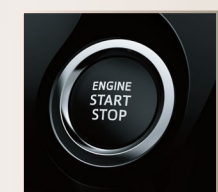


## UTILITY LUXURY IN DETAILS, WHERE ELEGANCE MEETS COMFORT



### 8 inch Display Audio

New 8 inch display audio unit is equipped.  
- Enlarged screen (8 inch)  
- Mechanical buttons and dials for enhanced operability  
- Supports Apple CarPlay™/Android Auto™




### Push Start

Lets you start the engine simply by pushing a button.



### Power Driver Seat

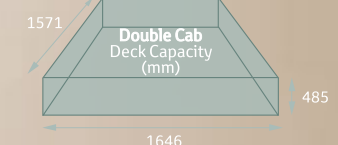
Exclusively designed double cab front seats provide a tough appearance as well as ample support. In addition, Adventure Grade model is equipped with perforated leather seats.



Meters



Air Conditioner



### Spacious Deck

Effective length and width of the deck realize great usability when carrying a wide range of cargo.